


# MODEL 6

Extruded aluminium gas taps without safety device

## Construction

**Body:** Extruded aluminium alloy  
**Cone:** Aluminium alloy  
**Cap:** Die cast aluminium alloy  
**Spindle:** Brass / Aluminium



## Connections

**Standard Inlet:** Round 16mm. diameter  
**Standard Outlet:** M12x1 male  
**Spindle dimension:** 6x4,6mm.  
Shape according to customer's request

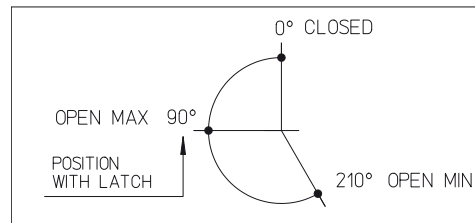
## Installation

**Maximum inlet torque:** 1,5 Nm.  
**Maximum outlet torque:** 15 Nm.  
**Maximum injector torque:** 4 Nm.

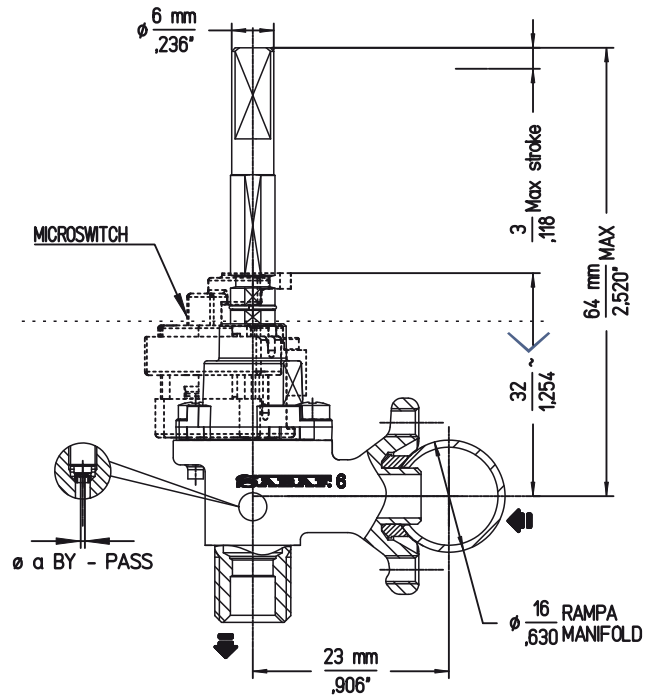
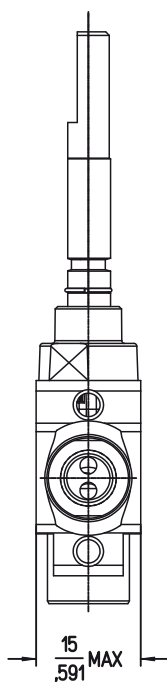
## Functional data

**Maximum working temperature:** 130°C (CE) or 150°C (CSA)  
**Maximum working pressure:** 65 mbar  
**Flow:** 320 l/h  
**Internal leak tightness:** < 20 cc/h (at 150 mbar )  
**Stroke:** 3mm

## Spindle rotation diagram



## Overall dimensions

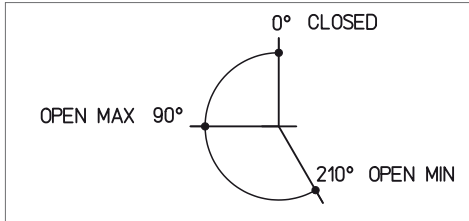


Model 6X-6Y-6Z-60

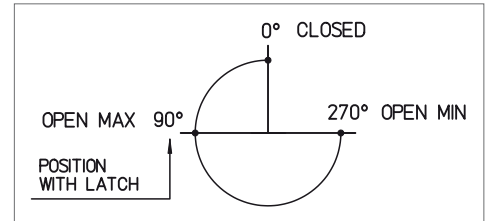
See next page

Available spindle rotation:

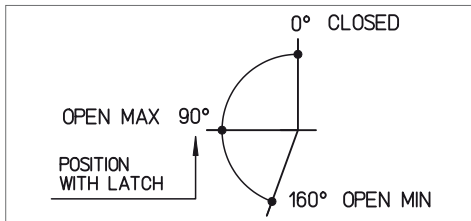
*MODEL 6X*



*MODEL 6Y*



*MODEL 6Z*



*MODEL 60 MONOGAS*

